



Christmas 2019

Rio Calaveras

The Class Times

December 2019

The class newsletter written and published by Mr. Pham's Fifth Grade Students - Class of 2020

For past newsletters, please go to www.Journey5th.us

In this Christmas Season, we'd like to wish:

- * Our Parents,
- * Mrs. Hall,
- * Mrs. Mata, Mrs. Reece
- * The Office Staff,
- * and the Wonderful Staff at Rio Calaveras

**A Peaceful, Merry Christmas
and a Warm, Happy New Year!**

Thank you all for your love and support.
We'll be back at our Rio in 2020!



What does Christmas mean to me?



Christmas to me means to be together with my family. I wake up in the morning before everyone wakes up. Then I go downstairs to look at my presents and to feel them. Then when everyone's awake, we open our presents. This is what Christmas means to me.

• **Jasdeep**

To me, Christmas means a time of giving and celebrating with your family. Christmas is a time to get together and enjoy everything around you. Christmas is when you give to others even when you don't get anything back. This is what Christmas means to me.

• **Daisy**

Christmas to me means spreading happiness and being joyful. It also means to celebrate God's birthday. (*It's also Mr. Pham's birthday*). Christmas is also a time to enjoy time with your family, open presents, and be grateful for what you have received. This is what Christmas means to me.

• **Gianna**

Christmas means to give and see others happy opening presents and celebrating with relatives at my grandma's house. It also means talking with other relatives and just being happy with each other.

• **Riley**

Christmas is a season of giving, and yes, receiving also. I especially enjoy seeing the bright eyes and wide smiles on students faces when they talk about presents, family, and the Christmas spirit. It's a time to be thankful for the wonderful students I have in class and sharing the joys of the season with them.

Have a wonderful Christmas! • Mr. Pham

Christmas is receiving and giving. It also means that family comes together and go somewhere with everyone in the family.

• **Kyrie**

Christmas to me is spreading love and joy. I never really care about presents because I like to make cookies with my mom. Every day, we go to my uncle's chocolate factory. There is always a parade other there. It's so fun! Chyane and I used to go there but I don't think she remembers. I also like to prank my mom.

• **Nazneen**

Christmas means joy to me because I get to open presents. Also, I get to see my cousins and relatives. I also get to spend time with them and decorate the tree.

• **Vivian**

Christmas means having fun and spending time with my family. It also means giving and decorating the house and watching movies.

• **Julian**

To me, Christmas means spending time with my family even the ones that are far away. We give presents to each other and it makes people happy. At Christmas, we have cookies and cake. My Mom's family comes to our house to celebrate. Then we go to my Papi's for Christmas.

• **Albert**

Christmas is day to celebrate and to get ready for the new year. It's a time to gather up the whole family to celebrate, open presents, and to have a great time with family members that you have not seen in a while.

• **Mellany**



Have yourself a merry little Christmas...



C My favorite part of... Christmas



My favorite part of Christmas is waking up in the morning and seeing if Santa came and opening presents with my family!

• **Oliver**

My favorite part of Christmas is the party with my cousins that we do on Christmas Eve. At that party, we eat, relax, and then play games like "musical chairs." Then we all wait until 12am to open presents. I really like that part because it is really fun for everyone. I also like Christmas morning when I get to open presents with my family.

• **Aiden**

My favorite part is the break and the food. Break is like we go out and play. I love drinking hot cocoa with a good breakfast with the family and sleeping. We don't celebrate Christmas so no presents, but we have a fun time together during the break.

• **Ahmad**

My favorite part of Christmas is when we open presents and eat tamales. I also like it when I get to go see my family in Oklahoma and watch football games.

• **Gabriel**



My favorite part of Christmas is spending time with my family. We would go to my grandma's house to eat. My cousins and I play, and then we open presents. Then we have a huge dinner. We stay up late watching movies.

• **Alessandro**

My favorite part of Christmas is seeing all my family members gathered on this day. Then I play football with my cousins. Next, we have a feast and sometimes have s'mores and hot cocoa. Finally, we all leave, and I go to sleep from all the food I ate.

• **Javier**

My favorite part of Christmas is to spend time with my family. I also like to open presents with my family and eat together. We have a lot of fun opening presents, eating, and have a fun time.

• **Tessa**

My most favorite part of Christmas is spending time with my family. Every year, we go in the night and see all the Christmas lights. We always just stay home and sit together. We always get together with my other families and have fun and eat food.

• **Zarghuna**

My favorite part of Christmas is when I wake up, I just want to go downstairs and open presents and have a good time. I enjoy the time that I have with my family.

• **Randy**

My favorite part of Christmas is when I get to open presents and give presents. I go to my aunt's house to make gingerbread houses and open presents. I love the feeling when I wake up on Christmas Day and have this warm feeling and it makes me happy. I love spending time with my family and drink hot chocolate. Also, it's my teacher's birthday on Christmas so, Happy Birthday Mr. Pham (Totally Gorgeous).

• **Chyane**



How do you and your family celebrate CHRISTMAS?



My family and I would watch movies together, usually the movies are a different language that I can understand, which is Tagalog. I play with my little cousins, then we open our Secret Santa gifts. I can't wait for the Secret Santa Gifts

• **Wilmer**

My family for Christmas, we go to my grandma's house after church. Then we eat and talk about school or other things. Then we open presents and eat desserts.

That's how we celebrate Christmas.

• **LeAn**

My family and I celebrate Christmas by making a variety of foods for a big feast at my house. My family and I drink apple cider and talk with relatives. After I eat, I go open my presents.

• **Dylan**

My family and I in the morning, we drink hot chocolate and open Christmas presents. Then we prepare the food for the feast. After the big feast, we just talk and chill.

This is how we celebrate Christmas!

• **Anjali**

My family celebrate Christmas by decorating the house and leaving cookies for Santa and carrots for the reindeer. We then go to bed on Christmas Eve. In the morning, we check the cookies and carrots, which are usually gone! We open presents and play with them.

• **Aneva**

We celebrate Christmas by decorating our house. On Christmas Eve, I go to my aunt's house, and then the next day, we go to my mom's and open presents. I watch the "Silent Night, Deadly Night" franchise or all the "Family Guy" Christmas episodes.

• **Payton**



I celebrate Christmas by first waking up and saying good morning to my family and then I open my presents! Sometimes every year, I go to my aunt's house and have a feast and pray over our food, and the same thing with the rest of my family.

• **Kaleb**

I celebrate Christmas by helping my mom clean because my family comes. But then we eat food for 60 minutes, and we get to open our presents and I have to clean up the wrapping papers. ☺

• **Genesis**

We celebrate Christmas by waking up and my mom cooks for us, then we open presents. When we are done, we go to my grandma's house and open some presents that they have given to us. After that, my grandpa puts out the jumper and the kids jump. We would go on our phones afterwards and make Tik-Tok or play games.

So that is how my family celebrates Christmas. I love them!

• **Thaliyah**




It was the night before Christmas, when all through the house, not a creature was stirring, not even a mouse.

Celebrating Multiculture



CHRISTMAS CELEBRATIONS AROUND THE WORLD

One of the most important days in the Christian year is Christmas, the day set aside to celebrate the birth of Jesus. While it is a religious holiday for Christians, Christmas has become a time of gift-giving and feasts for many other people also.



SANTA LUCIA – SWEDEN

Early on Santa Lucia's day, the oldest girl in the family, wearing a white robe and a crown of candles, brings coffee and saffron buns to the adults

LOS POSADAS – MEXICO

For eight nights before Christmas, people re-enact the search of Mary and Joseph for shelter. They go to a home and ask to be let in. The owner of the home refuses at first, then invites them in for a party.



POLISH CELEBRATIONS

Celebrating begins on Christmas Eve and lasts until January 6th. Straw under the table represents the manger. An empty place is left at the table for any stranger coming to the house. The oldest person at the table takes a bite from a rice wafer symbolizing love of peace. The wafer passes from person to person ending with the youngest child.




KWANZAA

Kwanzaa is an African-American holiday. For seven days activities are organized around seven principles (unity, self-determination, collective work and responsibility, cooperative economics, purpose, creativity, and faith). Each day one of the seven principles is explored and a candle is lit for the principle.



HANUKKAH

Hanukkah is one of many Jewish religious holidays. It honors an ancient struggle against the Syrians who occupied Jerusalem and tried to force the Jews to worship other gods. When the Jews drove the invaders away, they found only enough oil in the temple lamp for one day. Miraculously it lasted for eight days, giving them renewed courage. They celebrate today by lighting candles for eight nights.



WISHING ALL STUDENTS AND FAMILIES A VERY HAPPY HOLIDAY SEASON. THANK YOU FOR YOUR SUPPORT IN ALL OUR LEARNING EFFORTS.

CLASSROOM COMMUNICATION

We are almost at the mid-point of Trimester 2, that means we're approaching the halfway of 5th grade year! Time is going fast and I will continue to do everything I can to give the students a great year. Thank you, Parents for supporting what we do in class and helping your child succeed at home.

I will continue to send home Learning Schedules every week and a Newsletter at the end of each month to share with parents what we do in class. Our class online website www.Journey5th.us, provides classroom information and a gradebook that you can check your child's grades at any time.

As always, please let me know if you have any questions or concerns.

Thank you for your continuing support.

THANK YOU!!!

Our Class would like to thank families that have donated goodies to our winter carnival's "Santa Store" on December 20th. The students really enjoyed having the treats. We also like to thank those parents and staff members that stopped by our classroom to share the fun with us. It was an enjoyable experience for all.

Toan Pham

December Character Awards

TRUSTWORTHY

Be honest in communications and actions • Don't deceive, cheat or steal • Be reliable — do what you say you'll do • Have the courage to do the right thing • Build a good reputation • Be loyal — stand by your family, friends, and country • Keep your promises



Mellany



Wilmer

6 pillars

Citizenship



LeAn



Oliver

Celebrating Christmas

1. Decorations

With the Christmas season, we put up decorations in our classroom. We made long paper chains that stretches to the walls of the classroom to the middle. We also cut paper snowflake and hang them on the paper chains, and we put up lights and Christmas trees in the class.

2. Secret Santa

During December, we played Secret Santa in which we each picked a name from the students in the class. Throughout these weeks, Secret Santas have been giving clues and goodies to the person they picked. It was really fun. On Dec. 20th, we revealed to each other who their Secret Santa is and gave a small present.

3. Class Carnival

On Friday, December 20th, we had a class carnival where we are divided into 9 groups with each responsible for a game booth. We have tickets redeemed with our class money that we've earned since the beginning of the year. We used our tickets to play carnival games and bought goodies from the class store. It was a lot of fun at the carnival. Pictures to come on our class website.

NEWS

Events and Happenings in Room C7

Christmas Talent Show

On December 13, 2019, Room B1 students participated in the annual Class Talent Show. We had a lot of fun performing and watching many cool and fun acts like singing, dancing, a comedy show, a breathtaking Ring Girlz performance, and even a "Magic" show from Zarghuna and Chyane. It was so much fun, and it was great to see the students having a wonderful time showcasing their talents.

There will be another Talent Show at the end of the year. Start practicing!

(Pictures & Videos are posted on www.Journey5th.us)



December STEM Project



In December, we did a fun STEM project called "Operation Santa Drop" where students have to work together to find ways to help Santa land his sleigh as safe as possible using napkins as parachutes. The project was fun for students to learn about gravity and air resistance.

In the new year, we will begin our electronics/robotics program by learning about computers, circuitry, and working with and building robotics. It's going to be an exciting half year exploring and learning new things.

Thank You!

special parents...

We'd like to acknowledge and thank our parents for the many things they do for us.

Parents who've donated classroom supplies. We are so grateful:

- Thank you to **Anonymous Parents** from the Book Faire who've given books to our class library.
- We appreciate the support from various Parents for our class RoAch activities.
- Finally, thank you to all Parents who donated goodies to our Carnival Store.

special people ...

Helping our Class at Rio Calaveras



Mrs. Hall



Mrs. Mata



Mrs. Reece



Ms. Alma



Ms. Johnson



Mrs. Morales



Mr. Johnson



Ms. Andersen




Mr. James



Ms. Attaway



Ms. Martinez



Mr. John

Campus Safety Monitors & Supervisors

Our Custodians: Mr. John, Mr. Lee, Ms. Bee Mrs. Yolanda and the Cafeteria Staff

A mischievous elf wants one of Santa's cookies.
Find 7 differences between the two pictures.



12 Days of Fun Winter Break Activities

1. Make gingerbread houses
2. Go on a holiday lights tour
3. Make wreaths
4. Have a Christmas movie night
5. Make popcorn and cranberry garlands
6. Play in the snow
7. Bake Christmas cookies
8. Go caroling or have a sing-along
9. Attend a Christmas concert
10. Make homemade Christmas ornaments
11. Have a hot chocolate buffet
12. Donate toys to charity



Christmas riddles



1. What do you call Santa Clause after he's fallen into a fireplace?
2. What is Frosty the Snowman's favorite breakfast cereal?
3. What did Santa say to Mrs. Claus as he looked out the window?
4. What has 4 legs, 4 ears, 1 tail, 2 bottoms, 4 eyes, 2 noses and 2 mouths?

5. Where do reindeers like to stop for lunch?
6. Why doesn't Santa Claus eat Twinkies?
7. Why did they let the turkey join the band?
8. What did Tarzan sing at Christmas time?
9. As I was going to the North Pole, I met nine elves;
Each elf had nine reindeers, Each reindeer had nine bags,
Each bag had nine puppies, And each bag had also nine cats,
Reindeers, elves, puppies and cats,
How many were going to the North Pole?

1. Kristp Kringle! 2. Frosted Flakes 3. It looks like rain dear

(reindeer) 4. Santa Claus on a reindeer 5. Deery Queen 6. He prefers CupCakes 7. Because it had the drum sticks 8. Jungle Bells 9. Only myself. The elves were going in the opposite direction.

Making Snowflakes

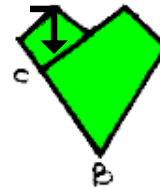
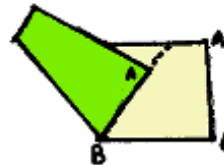
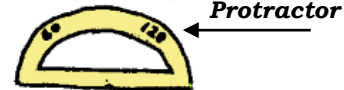
Creating paper snowflakes is fun! Just follow the steps below and you'll soon have a whole flurry.

1) Start with a piece of paper. The bigger the paper, the bigger the snow.



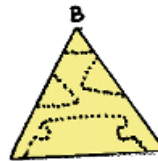
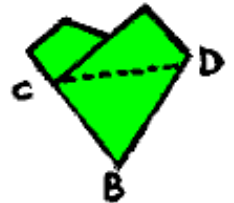
2) Fold it in half. Find and mark the center point along the fold.

3) Divide into three equal 60-degree angles, using a protractor if necessary. Then mark lines to fold on at each 60 degrees from the center point.



4) Fold left side (A) toward center on left side penciled line. Fold right side (A) toward center on right side penciled line.

5) Measure the distance from (B) to (C). Mark an equal distance from (B) up right side, which will be (D). Cut across from (C) to (D).



6) Let (B) become the top. Cut out a design, leaving some of the folded edges uncut. Unfold your design.

what's up

Dec. 23 - Jan. 3
December 25

January 6

January 8
January 13

January 20
January 22
January 26
January 27
January 30

Winter Break
Merry Christmas
Mr. Pham's Birthday
Back to School ☺
Parent Conferences Begin
Progress Report
Teacher Training Day
NO SCHOOL
MLK Day – No School
Gabriel's Birthday
Zarghuna's Birthday
Oliver & Vivian's Birthday
STEM Night at 4pm